

KENDRIYA VIDYALAYA NABARANGPUR
SUMMER VACATION HOMEWORK (2023-24)

CLASS - II

SUBJECT - ENGLISH

1. Write one page of English handwriting daily.
2. Read one page of any English book daily.
3. Learn any two stories in English.
4. Learn any two poems in English.
5. Write 30 new words in your English notebook.
6. Write five lines on each topic:
 - My School
 - My Pet
 - My House
7. Write any 20 doing words.
8. Write 20 pair of opposite words.

SUBJECT - HINDI

1. पाँच बार हिन्दी वर्णमाला, हिन्दी की कॉपी में लिखिए ।
2. आ, इ, ई, उ, ए, ऐ, ओ, औ, की मात्रा लगाकर प्रत्येक मात्रा से १० - १० शब्द बनाइए व हिन्दी की कॉपी में लिखिए ।
3. दस बार अपना नाम शुद्ध वर्तनी में लिखिए ।
4. प्रतिदिन हिन्दी की किताब से कोई अनुच्छेद पढ़ो और प्रतिदिन एक पेज सुलेख लिखों ।
5. बोझा ढोने वाले और सवारी करने वाले जानवरों के नाम लिखकर उनके चित्र बनाओ ।

6. मिट्टी की सहायता से ऊँट, चूहा, भालू और बिल्ली के खिलौने बनाओ ।
7. हिन्दी में 1 से 50 तक गिनती (अंको व शब्दों में) लिखिए ।
8. ऊँट चला भाई ऊँट चला, भालू ने खेले फुटबाल व म्याऊँ म्याऊँ ! पाठों को अपनी नोटबुक में लिखो तथा पाठ में आए प्रश्नों के उत्तरों को याद करो ।
9. नोक वाली चीजों के नाम लिखो और उनके चित्र बनाओ ।
10. गेंद से खेले जाने वाले खेलों के नाम लिखो और उनके चित्र चिपकाओ ।

SUBJECT - EVS

1. Draw different body parts and write their names.
2. Draw/paste the picture of any five animals that you see around you and write their names.
3. Paste picture of five sense organs and write their functions.
4. Write five good habits which you follow.
5. Make a family tree and paste photos of all members of your family.

SUBJECT - MATHS

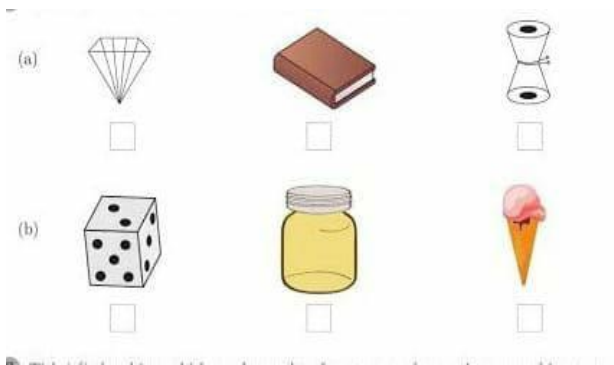
1. – Learn and write multiplication tables – 2 to 6 (3 times).

2 – Project

Make some chair's using ice cream sticks .

3 – Write number 1 to 70 in figures and word .

4- Tick(√) the objects which have two or more than two flat surfaces.



5) Tick (√) the objects which can be used to form tower by putting same objects over

one another.

(a)



(b)




(c)







6)

Ocean Life

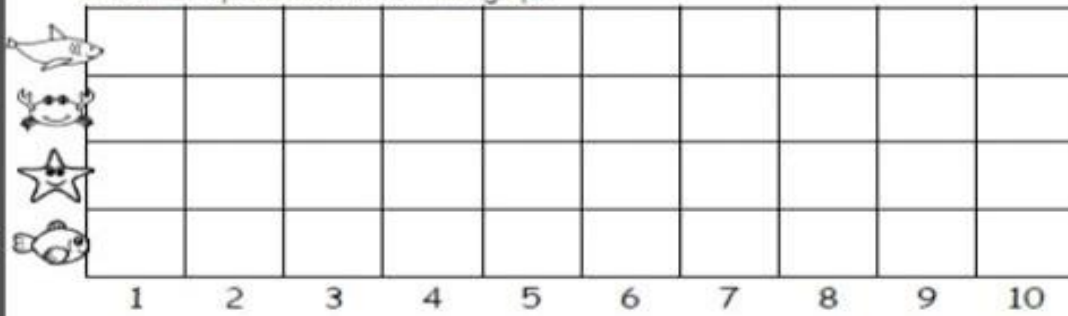
Count, Tally, and Graph



Tally


| | |
|---|--|
|  | |
|  | |
|  | |
|  | |

Count the pictures and color the graph.



8

1) Draw it in your drawing note book and fill appropriate colour.



2) Draw your any one favorite flower and make it colourful.

3) Draw picture of your family members in your drawing note book.

KENDRIYA VIDYALAYA NABARANGPUR

SUMMER VACATION HOMEWORK

CLASS- IVA & IVB (2023-24)

SUBJECT- English

Daily Tasks

1. Read aloud one page of a chapter or recite a poem (from your Marigold book or any English story book) daily in front of your parent/guardian.

2. Write a sentence every day with Hindi meaning about the most interesting work you did that day.

Examples: -

Date- 04/05/2023

I went to my grandmother's house today.

मैं आज अपनी नानी के घर गया था।

Date- 05/05/2023

I played carrom today.

मैंने आज कैरम खेला।

3. Read English newspaper and write 5 new words and their meanings in English daily using dictionary.

4. Write one page (from your Marigold book or any English story book) every day in good handwriting.

5. Work on suggested activities of your Multi-Disciplinary Project (MDP) TERM-I.

Other Tasks

WEEK-1

- Write the poem 'Wake Up!' on a chart paper with colourful pictures. Learn to recite the poem as well.

WEEK-2

- Make a 3D model of alarm clock.

WEEK-3

- Make vowels and consonants chart on a chart paper.

WEEK-4

- Make flash cards of question words with their Hindi meanings.

WEEK-5

- Read some stories. Write title, name of author and moral of any story.
- Make your daily schedule on an A4 sheet to follow whole year during school days.

WEEK-6

- Make sentences using the following words :-

If, is, am, are, was, were, can, cannot, has, have, before, after, inside, behind, under, on, in and over

- Make a chart of Facial expressions and emotions on a chart paper.

WEEK-7

- Write ten sentences about any trip you took in this summer vacation.

OR

Write at least ten sentences on how did you spend your summer vacation.

- Revise the chapters covered so far.

SUBJECT- हिन्दी

१. प्रदूषण विषय पर चित्र सहित परियोजना तैयार करें और चार्ट बनाएं ।
२. भारत के राष्ट्र पिता के बारे में लिखते हुए चार्ट बनाएं ।
३. शहीदों को श्रधांजलि देने हेतु "अमर जवान ज्योति" पर मॉडल बनाएं ।
४. संज्ञा और उसके भेद विषय पर चित्रों सहित चार्ट बनाएं ।
५. कोरोना संक्रमण से बचने हेतु सवाधानियों के संदर्भ में चार्ट या मॉडल बनाएं ।
६. प्रतिदिन एक पेज सुलेख कॉपी में लिखें
७. हिन्दी में पढाए गए दोनो पाठों के प्रश्न उत्तर अपनी कॉपी में लिखिये ।

SUBJECT- MATHS

1. Learn and write tables from 2 to 20.
2. Make three wall and floor brick pattern.
3. Find the height and weight of your family members.
4. Do any 2 questions of multiplication, addition and subtraction of 2 digit numbers on daily basis.
5. Draw 5- 5 things which you measure in centimetre / kilometre.

6 . Look at your shoes, shirt and trouser. You will notice that they have a number marked on them. That is their size. Find out the size of your own and your family members.

Now complete these sentences :

| NAME | SHOE SIZE | SHIRT SIZE | TROUSER SIZE |
|------|-----------|------------|--------------|
| | | | |
| | | | |
| | | | |
| | | | |
| | | | |
| | | | |

Name the member who has biggest shirt size _____

Name the member who has biggest shoe size _____

Name the member who has smallest shoe size _____

7. Draw pictures showing top, side and front view of any 5 different objects.

8. Measure the length and width of your Maths, English, Hindi and EVS textbook.

9. Prepare a calendar of the year 2023 using chart paper and mark all the Holiday of the year.

SUBJECT- EVS

1 – Draw picture of any three animals you see around you and write their names.

2 – Collect pictures of Animals WITH EAR and Animals WITHOUT EAR. Paste them on A4 sheet.

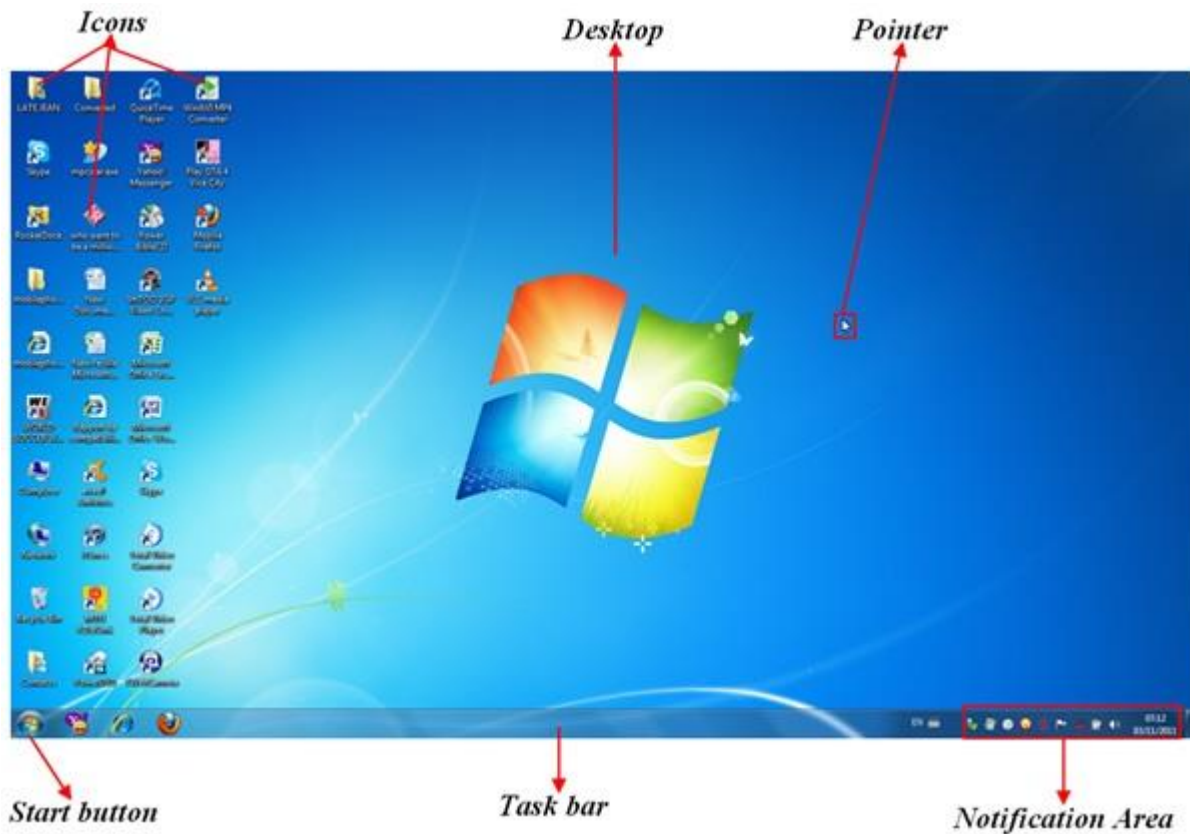
3 – Write about your favourite place for travelling.

4 – Write 5 good habits which you follow daily.

5 – How students travel in different places of India to reach school, write names and paste pictures. (A4 sheet)

SUBJECT- COMPUTER

1. Draw the labeled diagram of Computer keyboard. Write in details the functions of different keys in the Computer Keyboard.
2. Given below the image of Windows 7 desktop. Describe the function of each description pointed using arrow mark.



SUBJECT-ART EDUCATION

- 1) Draw it in your Drawing Book and fill appropriate shading or appropriate colours.



- 2) Draw your one(1) favourite Cartoon character in your drawing book and make it colourful.
- 3) Draw your Grand-Parents picture in your drawing book and make it colourful.

That's all. Enjoy Your Vacation!

KENDRIYA VIDYALAYA NABARANGPUR
SUMMER VACATION HOMEWORK (2023-24)

CLASS – III A & B

SUBJECT - ENGLISH

1. Learn two poems and write them in your notebook (which is not in your book).
2. Write One Page Daily English Calligraphy in your notebook.
3. Write 10 lines about your favourite festival.
4. Memorize and write any one English song.
5. Write 10 sentences about environmental protection.
6. Write a story and remember it.
7. Write the 20 opposite words and learn them.
8. Make a toy bird with the help of clay.

SUBJECT - HINDI

1. दस बार अपना नाम शुद्ध वर्तनी में लिखिए ।
2. कोई भी 20 सयुंक्त अक्षर लिखिए । (उदाहरण : कक्कू)
3. प्रतिदिन हिन्दी की किताब से कोई अनुच्छेद पढ़िए ।
4. प्रतिदिन एक पेज सुलेख लिखिए ।
5. मिट्टी की सहायता से शेर, बच्चा, कोयल और हाथी के खिलौने बनाओ ।
6. हिन्दी में 1 से 50 तक गिनती (अंको व शब्दों में) लिखिए ।
7. कोई भी दो कहानी अपने मन से लिखिए ।
8. कोई भी दस मुहावरें लिखिए ।
9. 'कक्कू' कविता को पढ़ो, उसके प्रश्न उत्तर लिखो और याद करो ।

SUBJECT - EVS

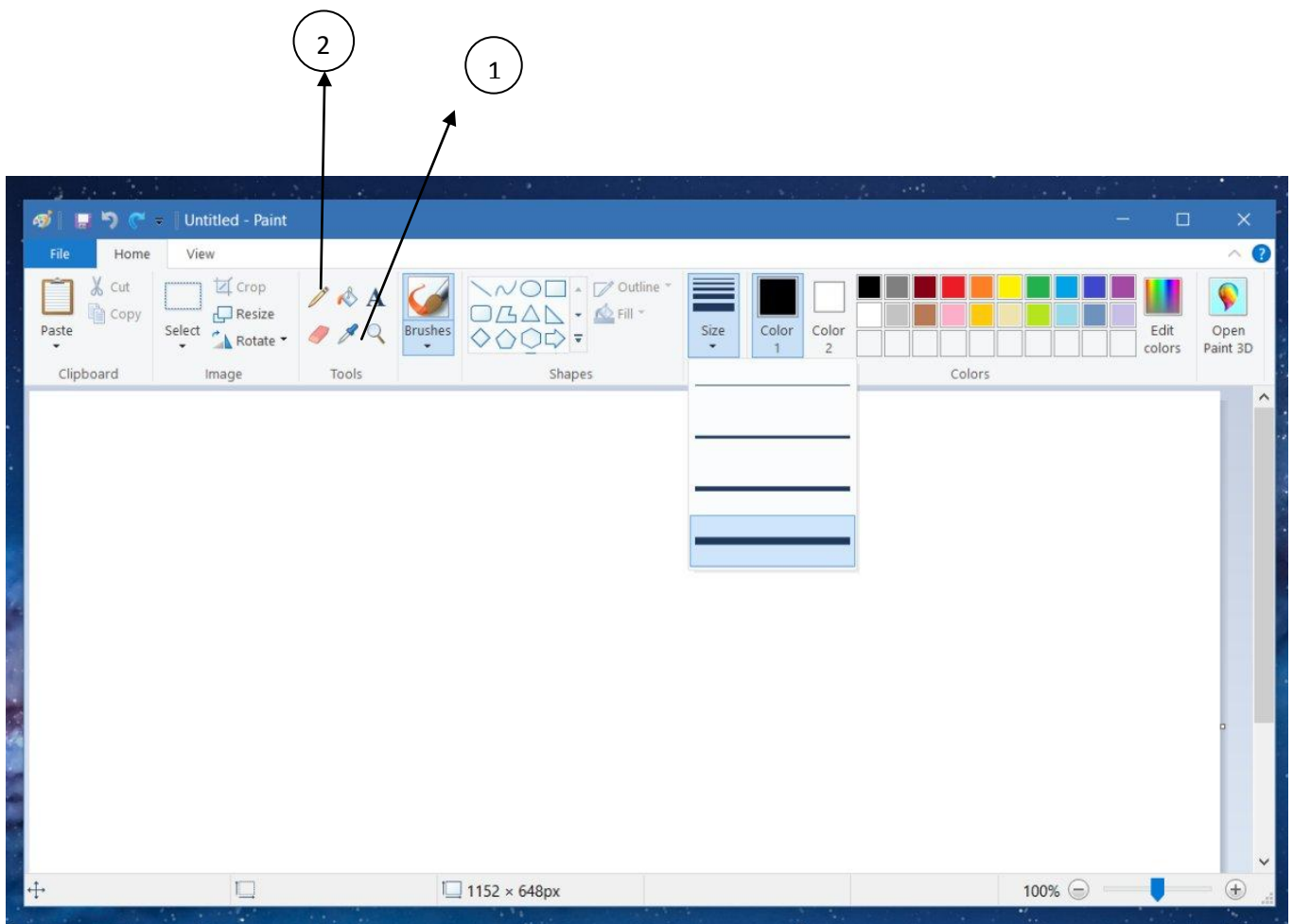
- 1. Observe any three animals in your surrounding (ants, lizard, bee, dog, birds etc.) and draw them, also write any one thing that you observed about them.**
- 2. Collect five different types of leaves. Let them dry by covering them with newspaper and paste it on a sheet and write their name also.**
- 3. Cut pictures of people from newspaper and use them to create 5 different types of families, also mention number of members in each family and who all are there in the family.**
- 4. Draw the family tree of your family and paste pictures of your family members in it.**
- 5. Draw / Paste the pictures of five healthy food and five junk food, and write their names also.**
- 6. Draw / Paste the pictures of five food items each according to their taste**
 - * Food that taste sweet -**
 - * Food that taste bitter -**
 - * Food that taste salty -**
 - * Food that taste sour -**
- 7. Draw/paste the picture of any 4 seasons and write their name.**

SUBJECT - MATHS

- 1. Write numbers from 501 to 1000 in Figures and words.**
- 2. Write multiplication tables from 2 to 15 (2 times) and learn.**
- 3. REVISE THE CHAPTER- (WHERE TO LOOK FROM, FUN WITH NUMBERS).**
- 4. Write all the English alphabets having vertical and horizontal symmetry.**
- 5. Make one ABACUS with the help of beads, cardboard & waste materials.**
- 6. Make 2 different kinds of masks.**
- 7. Use different mathematical shapes and make 2 different pictures.**
- 8. Draw the mirror halves of all the English alphabets in capital letter in chart.**
- 9. Make a Rangoli design using dots grid.**

SUBJECT - COMPUTER


1. Paste the pictures of various fields where computers are used from newspaper, magazines on plain page.
2. Collect the pictures of 5 input and 5 output devices and paste.
3. Given below is the Paintbrush Window. Draw the same in your homework copy and write the name of each tools showing in the window.(For example - Color Picker and Pencil tool is shown using arrow)



- a). Color Picker Tool – Used to pick color.
- b). Pencil Tool – We can draw anything just like a pencil.

SUBJECT – ART EDUCATION

- 1) Draw it in your Drawing Book and fill appropriate colours.**



- 2) Draw your one(1) favourite flower in drawing book and make it colourful.**
- 3) Draw picture of your family members in your drawing book.**

KENDRIYA VIDYALAYA NABARANGPUR

HOLIDAY HOMEWORK (CLASS-V)

ENGLISH

1. Write 10 pages handwriting.
2. Write 20 words along with their meanings from the dictionary.
3. Make a list of 10 describing words (adjectives) and make sentences using those.
4. Make a list of nouns from the chapters we have completed (ICE-CREAM MAN, WONDERFUL WASTE).
5. Write a short story that you have heard from your grandparents.
6. Learn question-answers of the completed topics.
7. Read a book of your choice and write the review of it.
8. Project work under subject Enrichment activities :-

“PREPARE AN ARTICLE OF YOUR CHOICE FROM WASTE MATERIALS AND WRITE PROCESS INVOLVED IN IT”

HINDI

1. “ तिब्बत ” पर अतिरिक्त जानकारी प्राप्त कर लिखिए तथा इससे संबंधित चित्र चिपकाओ ।
2. फसलों के त्योहारों के चित्र चिपकाकर किसी एक त्योहार के बारे में अनुच्छेद लिखिए ।
3. अपने इलाके की कोई एक लोककथा लिखिए ।
4. रबी और खरीफ़ की फ़सलों से आप क्या समझते हैं ? मतलब समझाते हुए दोनों के पाँच – पाँच उदाहरण लिखिए ।
5. प्रतिदिन हिंदी भाषा में कोई एक कहानी या अनुच्छेद पढ़ें ।
6. कक्षा में पढ़ाये गए सभी पाठों को अच्छे से दोहराए व याद करें ।
7. सुस्ताना, अंदाजा, कतार, आस, और सैलाब शब्दों के अर्थ लिखिए एवं उनसे वाक्य बनाइये । 8. पाठ एक से तीन तक पाठ से संबन्धित पाँच – पाँच प्रश्न अपने मन से बनाओ एवं उनके उत्तर भी लिखो ।
9. अपनी किताब से मन पसंद कविता चार्ट पेपर में लिखो एवं उससे संबन्धित चित्र भी बनाओ ।

MATH

Q.1. Write 10 numbers (6, 7, 8 digits) in words and in expanded form also.

2. Write place value of 5 in following numbers-

I. 3,45,68,247

II. 8,52,23,101

III. 62,54,786

IV. 9,77,592

V. 30,65,189

3. Practice table from 11-20. (3 times)

3. Write 10 things in which angles are used in your daily life.

4. Draw any 5 angles (acute, obtuse, right angle) and measure their angle in degree.

5. Practice Chapter-1 and 2 question answers from your workbook in your HW note.

6. Practice 10 multiplications of any 3 digit numbers with any 2 digit numbers.

7. Project work-

Make different shapes using matchstick (triangle, square, rectangle, pentagon, hexagon, and octagon) and paste it in a drawing sheet.

EVS

1. EVS Vocabulary Building Exercise: - Write and learn 10 names of the followings

(i)Vegetables (ii)Fruits (iii) colours (iv)Animals (v) birds (vi)Spices
(vii)vehicles

(viii) stationary (ix) clothes(x)rivers

2. Write the names of 10 National Parks in India and state that they are in.

3. Survey –People who keep animals Talk to some people on phone in your neighbourhood who keep one or more animals for their livelihood–for example, a horse for a tonga, hens for eggs, etc.

(i) Name the animal they keep?

(ii)How many animals are there?

(iii) Is there a separate place for the animals?

4. Make a snake puppet or been

5.Read and Learn the following Chapters (a question bank of these chapters will be sent to you to learn)

(i) Super Senses

(ii) A Snake Charmer's Story

6. Observe your surroundings and make a list of eight animals who have eyes on sides of their head. Draw or paste their pictures also.

7.Write Five sentences about

a)Sloth

b)Snake Charmer

c) Tiger